



Discrete Mathematics in Computer Science

Permutations

Malte Helmert, Gabriele Röger

University of Basel



Permutations as Functions

- A **permutation** rearranges objects.

Permutations as Functions

- A **permutation** rearranges objects.
- Consider for example sequence o_2, o_1, o_3, o_4

Permutations as Functions

- A **permutation** rearranges objects.
- Consider for example sequence o_2, o_1, o_3, o_4
- Let's rearrange the objects, e. g. to o_3, o_1, o_4, o_2 .

Permutations as Functions

- A **permutation** rearranges objects.
- Consider for example sequence o_2, o_1, o_3, o_4
- Let's rearrange the objects, e. g. to o_3, o_1, o_4, o_2 .
 - The object at position 1 was moved to position 4,

Permutations as Functions

- A **permutation** rearranges objects.
- Consider for example sequence o_2, o_1, o_3, o_4
- Let's rearrange the objects, e. g. to o_3, o_1, o_4, o_2 .
 - The object at position 1 was moved to position 4,
 - the one from position 3 to position 1,

Permutations as Functions

- A **permutation** rearranges objects.
- Consider for example sequence o_2, o_1, o_3, o_4
- Let's rearrange the objects, e. g. to o_3, o_1, o_4, o_2 .
 - The object at position 1 was moved to position 4,
 - the one from position 3 to position 1,
 - the one from position 4 to position 3 and

Permutations as Functions

- A **permutation** rearranges objects.
- Consider for example sequence o_2, o_1, o_3, o_4
- Let's rearrange the objects, e. g. to o_3, o_1, o_4, o_2 .
 - The object at position 1 was moved to position 4,
 - the one from position 3 to position 1,
 - the one from position 4 to position 3 and
 - the one at position 2 stayed where it was.

Permutations as Functions

- A **permutation** rearranges objects.
- Consider for example sequence o_2, o_1, o_3, o_4
- Let's rearrange the objects, e. g. to o_3, o_1, o_4, o_2 .
 - The object at position 1 was moved to position 4,
 - the one from position 3 to position 1,
 - the one from position 4 to position 3 and
 - the one at position 2 stayed where it was.
- This corresponds to a **bijection** $\sigma : \{1, 2, 3, 4\} \rightarrow \{1, 2, 3, 4\}$ with $\sigma(1) = 4, \sigma(2) = 2, \sigma(3) = 1, \sigma(4) = 3$

Permutations as Functions

- A **permutation** rearranges objects.
- Consider for example sequence o_2, o_1, o_3, o_4
- Let's rearrange the objects, e. g. to o_3, o_1, o_4, o_2 .
 - The object at position 1 was moved to position 4,
 - the one from position 3 to position 1,
 - the one from position 4 to position 3 and
 - the one at position 2 stayed where it was.
- This corresponds to a **bijection** $\sigma : \{1, 2, 3, 4\} \rightarrow \{1, 2, 3, 4\}$ with $\sigma(1) = 4, \sigma(2) = 2, \sigma(3) = 1, \sigma(4) = 3$
- We call such a bijection a **permutation**.

Permutation – Definition

Definition (Permutation)

Let S be a set. A **bijection** $\pi : S \rightarrow S$ is called a **permutation of S** .

Permutation – Definition

Definition (Permutation)

Let S be a set. A **bijection** $\pi : S \rightarrow S$ is called a **permutation of S** .

We will focus on permutations of finite sets.

The actual objects in S don't matter,
so we mostly work with $\{1, \dots, |S|\}$.

Permutation – Definition

Definition (Permutation)

Let S be a set. A **bijection** $\pi : S \rightarrow S$ is called a **permutation of S** .

We will focus on permutations of finite sets.

The actual objects in S don't matter,
so we mostly work with $\{1, \dots, |S|\}$.

How many permutations are there for a finite set S ?

Two-line and One-line Notation (for Finite Sets)

Consider π with

$$\pi(1) = 2, \pi(2) = 5, \pi(3) = 4, \pi(4) = 3, \pi(5) = 1, \pi(6) = 6.$$

Two-line notation lists the elements of S in the first row and the image of each element in the second row:

$$\pi = \begin{pmatrix} 1 & 2 & 3 & 4 & 5 & 6 \\ 2 & 5 & 4 & 3 & 1 & 6 \end{pmatrix} = \begin{pmatrix} 3 & 5 & 1 & 6 & 4 & 2 \\ 4 & 1 & 2 & 6 & 3 & 5 \end{pmatrix}$$

Two-line and One-line Notation (for Finite Sets)

Consider π with

$$\pi(1) = 2, \pi(2) = 5, \pi(3) = 4, \pi(4) = 3, \pi(5) = 1, \pi(6) = 6.$$

Two-line notation lists the elements of S in the first row and the image of each element in the second row:

$$\pi = \begin{pmatrix} 1 & 2 & 3 & 4 & 5 & 6 \\ 2 & 5 & 4 & 3 & 1 & 6 \end{pmatrix} = \begin{pmatrix} 3 & 5 & 1 & 6 & 4 & 2 \\ 4 & 1 & 2 & 6 & 3 & 5 \end{pmatrix}$$

One-line notation only lists the second row for the natural order of the first row:

$$\pi = (2 \ 5 \ 4 \ 3 \ 1 \ 6)$$

Composition

- Permutations of the same set can be composed with function composition.

Composition

- Permutations of the same set can be composed with function composition.
- Instead of $\sigma \circ \pi$, we write $\sigma\pi$.

Composition

- Permutations of the same set can be composed with function composition.
- Instead of $\sigma \circ \pi$, we write $\sigma\pi$.
- We call $\sigma\pi$ the **product** of π and σ .

Composition

- Permutations of the same set can be composed with function composition.
- Instead of $\sigma \circ \pi$, we write $\sigma\pi$.
- We call $\sigma\pi$ the **product** of π and σ .
- The product of permutations is a permutation. Why?

Composition

- Permutations of the same set can be composed with function composition.
- Instead of $\sigma \circ \pi$, we write $\sigma\pi$.
- We call $\sigma\pi$ the **product** of π and σ .
- The product of permutations is a permutation. Why?
- Example:

$$\sigma = \begin{pmatrix} 1 & 2 & 3 & 4 & 5 \\ 3 & 2 & 4 & 1 & 5 \end{pmatrix} \quad \pi = \begin{pmatrix} 1 & 2 & 3 & 4 & 5 \\ 3 & 1 & 5 & 2 & 4 \end{pmatrix}$$

$$\sigma\pi =$$

$$\pi\sigma =$$

Cycle Notation – Idea

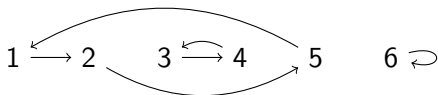
One-line notation still needs one entry per element and the effect of repeated application is hard to see.

Cycle Notation – Idea

One-line notation still needs one entry per element and the effect of repeated application is hard to see.

Consider again π with

$$\pi(1) = 2, \pi(2) = 5, \pi(3) = 4, \pi(4) = 3, \pi(5) = 1, \pi(6) = 6.$$



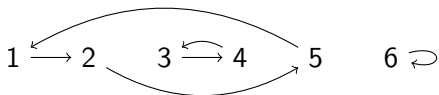
There is a cycle $(1 \ 2 \ 5) = (2 \ 5 \ 1) = (5 \ 1 \ 2)$
and a cycle $(3 \ 4) = (4 \ 3)$.

Cycle Notation – Idea

One-line notation still needs one entry per element and the effect of repeated application is hard to see.

Consider again π with

$$\pi(1) = 2, \pi(2) = 5, \pi(3) = 4, \pi(4) = 3, \pi(5) = 1, \pi(6) = 6.$$



There is a cycle $(1 \ 2 \ 5) = (2 \ 5 \ 1) = (5 \ 1 \ 2)$
and a cycle $(3 \ 4) = (4 \ 3)$.

Idea: Write π as product of such cycles.

Cycles

Definition (Cycle)

A permutation σ of finite set S has a

k -cycle $(e_1 \ e_2 \ \dots \ e_k)$ if

- $e_i \in S$ for $i \in \{1, \dots, k\}$
- $e_i \neq e_j$ for $i \neq j$
- $\sigma(e_i) = e_{i+1}$ for $i \in \{1, \dots, k-1\}$
- $\sigma(e_k) = e_1$

- Don't confuse cycles with permutations in one-line notation.
- A 2-cycle is called a **transposition**
- A 1-cycle is called a **fixed-point** of σ .

Cyclic Permutation

Definition (Cyclic Permutation)

A permutation is **cyclic** if it has a single k -cycle with $k > 1$.

In **cycle notation**, we represent a cyclic permutation by this cycle.

Cyclic Permutation

Definition (Cyclic Permutation)

A permutation is **cyclic** if it has a single k -cycle with $k > 1$.

In **cycle notation**, we represent a cyclic permutation by this cycle.

For example:

Permutation σ of $\{1, \dots, 5\}$ with $\sigma = (1 \ 3 \ 4)$ in cycle representation corresponds to

$$\sigma = \begin{pmatrix} 1 & 2 & 3 & 4 & 5 \\ 3 & 2 & 4 & 1 & 5 \end{pmatrix}$$

in two-line notation.

Cyclic Permutation

Definition (Cyclic Permutation)

A permutation is **cyclic** if it has a single k -cycle with $k > 1$.

In **cycle notation**, we represent a cyclic permutation by this cycle.

For example:

Permutation σ of $\{1, \dots, 5\}$ with $\sigma = (1 \ 3 \ 4)$ in cycle representation corresponds to

$$\sigma = \begin{pmatrix} 1 & 2 & 3 & 4 & 5 \\ 3 & 2 & 4 & 1 & 5 \end{pmatrix}$$

in two-line notation.

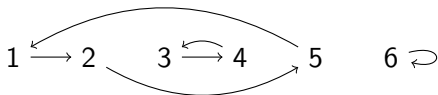
Question: Is this representation unique (canonical)?

Cycle Notation – Example

We can write every permutation as a product of disjoint cycles.

Consider again π with

$$\pi(1) = 2, \pi(2) = 5, \pi(3) = 4, \pi(4) = 3, \pi(5) = 1, \pi(6) = 6.$$



There is a cycle $(1 \ 2 \ 5) = (2 \ 5 \ 1) = (5 \ 1 \ 2)$
and a cycle $(3 \ 4) = (4 \ 3)$.

In cycle representation:

$$\pi = (1 \ 2 \ 5)(3 \ 4)(6) = (1 \ 2 \ 5)(3 \ 4)$$

Cycle Notation – Algorithm

Let π be a permutation of finite set S .

```
1: function COMPUTECYCLEREPRESENTATION( $\pi$ ,  $S$ )
2:   remaining =  $S$ 
3:   cycles =  $\emptyset$ 
4:   while remaining is not empty do
5:     Remove any element  $e$  from remaining.
6:     Start a new cycle  $c$  with  $e$ .
7:     while  $\pi(e) \in$  remaining do
8:       remaining = remaining  $\setminus$   $\{\pi(e)\}$ 
9:       Extend  $c$  with  $\pi(e)$ .
10:       $e = \pi(e)$ 
11:     cycles = cycles  $\cup$   $\{c\}$ 
12:   return cycles
```

The elements of *cycles* can be arranged in any order.

Cycle Notation – Algorithm

Let π be a permutation of finite set S .

```
1: function COMPUTECYCLEREPRESENTATION( $\pi$ ,  $S$ )
2:   remaining =  $S$ 
3:   cycles =  $\emptyset$ 
4:   while remaining is not empty do
5:     Remove any element  $e$  from remaining.
6:     Start a new cycle  $c$  with  $e$ .
7:     while  $\pi(e) \in$  remaining do
8:       remaining = remaining  $\setminus$   $\{\pi(e)\}$ 
9:       Extend  $c$  with  $\pi(e)$ .
10:       $e = \pi(e)$ 
11:     cycles = cycles  $\cup$   $\{c\}$ 
12:   return cycles
```

The elements of *cycles* can be arranged in any order. \rightsquigarrow Why?

Disjoint Cycles Commute

Theorem

Let $\pi = (e_1 \dots e_n)$ and $\pi' = (e'_1 \dots e'_m)$ be permutations of set S in cycle notation and let π and π' be **disjoint**, i. e. $e_i \neq e'_j$ for $i \in \{1, \dots, n\}, j \in \{1, \dots, m\}$.

Then $\pi\pi' = \pi'\pi$.

Disjoint Cycles Commute

Theorem

Let $\pi = (e_1 \dots e_n)$ and $\pi' = (e'_1 \dots e'_m)$ be permutations of set S in cycle notation and let π and π' be **disjoint**, i. e. $e_i \neq e'_j$ for $i \in \{1, \dots, n\}, j \in \{1, \dots, m\}$.

Then $\pi\pi' = \pi'\pi$.

Proof.

Consider an arbitrary element $e \in S$. We distinguish three cases:



Disjoint Cycles Commute

Theorem

Let $\pi = (e_1 \dots e_n)$ and $\pi' = (e'_1 \dots e'_m)$ be permutations of set S in cycle notation and let π and π' be **disjoint**, i. e. $e_i \neq e'_j$ for $i \in \{1, \dots, n\}, j \in \{1, \dots, m\}$.

Then $\pi\pi' = \pi'\pi$.

Proof.

Consider an arbitrary element $e \in S$. We distinguish three cases:

If $e = e_i$ for some $i \in \{1, \dots, n\}$ then $\pi(e) = e_j$ for some $j \in \{1, \dots, n\}$. Since the cycles are disjoint, $\pi'(e) = e$ and $\pi'(\pi(e)) = \pi(e)$. Together, this gives $\pi'(\pi(e)) = \pi(\pi'(e))$.



Disjoint Cycles Commute

Theorem

Let $\pi = (e_1 \dots e_n)$ and $\pi' = (e'_1 \dots e'_m)$ be permutations of set S in cycle notation and let π and π' be **disjoint**, i. e. $e_i \neq e'_j$ for $i \in \{1, \dots, n\}, j \in \{1, \dots, m\}$.

Then $\pi\pi' = \pi'\pi$.

Proof.

Consider an arbitrary element $e \in S$. We distinguish three cases:

If $e = e_i$ for some $i \in \{1, \dots, n\}$ then $\pi(e) = e_j$ for some $j \in \{1, \dots, n\}$. Since the cycles are disjoint, $\pi'(e) = e$ and $\pi'(\pi(e)) = \pi(e)$. Together, this gives $\pi'(\pi(e)) = \pi(\pi'(e))$.

If $e = e'_i$ for some $i \in \{1, \dots, m\}$, we can use the analogous argument to show that $\pi(\pi'(e)) = \pi'(\pi(e))$.



Disjoint Cycles Commute

Theorem

Let $\pi = (e_1 \dots e_n)$ and $\pi' = (e'_1 \dots e'_m)$ be permutations of set S in cycle notation and let π and π' be **disjoint**, i. e. $e_i \neq e'_j$ for $i \in \{1, \dots, n\}, j \in \{1, \dots, m\}$.

Then $\pi\pi' = \pi'\pi$.

Proof.

Consider an arbitrary element $e \in S$. We distinguish three cases:

If $e = e_i$ for some $i \in \{1, \dots, n\}$ then $\pi(e) = e_j$ for some $j \in \{1, \dots, n\}$. Since the cycles are disjoint, $\pi'(e) = e$ and $\pi'(\pi(e)) = \pi(e)$. Together, this gives $\pi'(\pi(e)) = \pi(\pi'(e))$.

If $e = e'_i$ for some $i \in \{1, \dots, m\}$, we can use the analogous argument to show that $\pi(\pi'(e)) = \pi'(\pi(e))$.

If e occurs in neither cycle then $\pi(e) = e$ and $\pi'(e) = e$, so $\pi'(\pi(e)) = e = \pi(\pi'(e))$. □

In General Cycles Do not Commute

Consider cycles $(1\ 2)$ and $(2\ 3)$ and set $S = \{1, 2, 3\}$.

$$(1\ 2)(2\ 3) =$$

$$(2\ 3)(1\ 2) =$$

Transpositions

Theorem

Every cycle can be expressed as a product of transpositions.

Proof idea.

Consider k -cycle $\sigma = (e_1 \ \dots \ e_k)$.

We can express σ as $(e_1 \ e_k)(e_1 \ e_{k-1}) \dots (e_1 \ e_2)$. □

Inverse

- Every permutation has an inverse, which is again a permutation.
 - If π is represented in two-line notation, we get π^{-1} by swapping the rows, e. g.

$$\begin{pmatrix} 1 & 2 & 3 & 4 & 5 \\ 3 & 2 & 4 & 1 & 5 \end{pmatrix}^{-1} = \begin{pmatrix} 3 & 2 & 4 & 1 & 5 \\ 1 & 2 & 3 & 4 & 5 \end{pmatrix}$$

- If π is a cycle, we get π^{-1} by reversing the order of the elements, e. g. $(1 \ 3 \ 4 \ 2)^{-1} = (2 \ 4 \ 3 \ 1)$
- $(\pi\sigma)^{-1} = \sigma^{-1}\pi^{-1}$

Example

$$\sigma = (4 \ 5)(2 \ 3) \quad \pi = (4 \ 5)(2 \ 1)$$




$$\sigma\pi^{-1} =$$

Another Example

Determine the arrangement of some objects after applying a permutation that operates on the locations.




Another Example

Determine the arrangement of some objects after applying a permutation that operates on the locations.

   and π permutation of $\{1, 2, 3\}$.

Another Example




Determine the arrangement of some objects after applying a permutation that operates on the locations.

   and π permutation of $\{1, 2, 3\}$.

Define f with $f(\text{pear}) = 1$, $f(\text{apple}) = 2$, $f(\text{orange}) = 3$
to describe the initial configuration.

Another Example

Determine the arrangement of some objects after applying a permutation that operates on the locations.

   and π permutation of $\{1, 2, 3\}$.

Define f with $f(\text{pear}) = 1$, $f(\text{apple}) = 2$, $f(\text{orange}) = 3$ to describe the initial configuration.

Then $\pi \circ f$ describes the resulting configuration.

Last Example

Determine the permutation of locations that leads from one configuration to the other.

Last Example

Determine the permutation of locations that leads from one configuration to the other.



Last Example

Determine the permutation of locations that leads from one configuration to the other.



Define f with $f(\text{pear}) = 1$, $f(\text{apple}) = 2$, $f(\text{orange}) = 3$
to describe the initial configuration and

function g with $g(\text{pear}) = 2$, $g(\text{apple}) = 1$, $g(\text{orange}) = 3$
for the final configuration.

Last Example

Determine the permutation of locations that leads from one configuration to the other.



Define f with $f(\text{pear}) = 1$, $f(\text{apple}) = 2$, $f(\text{orange}) = 3$ to describe the initial configuration and

function g with $g(\text{pear}) = 2$, $g(\text{apple}) = 1$, $g(\text{orange}) = 3$ for the final configuration.

Then $g \circ f^{-1}$ describes the permutation.