

# Discrete Mathematics in Computer Science

## B9. Permutations

Malte Helmert, Gabriele Röger



University of Basel

# Discrete Mathematics in Computer Science

## — B9. Permutations

### B9.1 Permutations

# B9.1 Permutations



# Permutations as Functions

- ▶ A **permutation** rearranges objects.
- ▶ Consider for example sequence  $o_2, o_1, o_3, o_4$
- ▶ Let's rearrange the objects, e. g. to  $o_3, o_1, o_4, o_2$ .
  - ▶ The object at position 1 was moved to position 4,
  - ▶ the one from position 3 to position 1,
  - ▶ the one from position 4 to position 3 and
  - ▶ the one at position 2 stayed where it was.
- ▶ This corresponds to a **bijection**  $\sigma : \{1, 2, 3, 4\} \rightarrow \{1, 2, 3, 4\}$  with  $\sigma(1) = 4, \sigma(2) = 2, \sigma(3) = 1, \sigma(4) = 3$
- ▶ We call such a bijection a **permutation**.

# Permutation – Definition

## Definition (Permutation)

Let  $S$  be a set. A **bijection**  $\pi : S \rightarrow S$  is called a **permutation of  $S$** .

We will focus on permutations of finite sets.

The actual objects in  $S$  don't matter,  
so we mostly work with  $\{1, \dots, |S|\}$ .

How many permutations are there for a finite set  $S$ ?

## Two-line and One-line Notation (for Finite Sets)

Consider  $\pi$  with

$$\pi(1) = 2, \pi(2) = 5, \pi(3) = 4, \pi(4) = 3, \pi(5) = 1, \pi(6) = 6.$$

**Two-line notation** lists the elements of  $S$  in the first row and the image of each element in the second row:

$$\pi = \begin{pmatrix} 1 & 2 & 3 & 4 & 5 & 6 \\ 2 & 5 & 4 & 3 & 1 & 6 \end{pmatrix} = \begin{pmatrix} 3 & 5 & 1 & 6 & 4 & 2 \\ 4 & 1 & 2 & 6 & 3 & 5 \end{pmatrix}$$

**One-line notation** only lists the second row for the natural order of the first row:

$$\pi = (2 \ 5 \ 4 \ 3 \ 1 \ 6)$$

# Composition

- ▶ Permutations of the same set can be composed with function composition.
- ▶ Instead of  $\sigma \circ \pi$ , we write  $\sigma\pi$ .
- ▶ We call  $\sigma\pi$  the **product** of  $\pi$  and  $\sigma$ .
- ▶ The product of permutations is a permutation. **Why?**
- ▶ **Example:**

$$\sigma = \begin{pmatrix} 1 & 2 & 3 & 4 & 5 \\ 3 & 2 & 4 & 1 & 5 \end{pmatrix} \quad \pi = \begin{pmatrix} 1 & 2 & 3 & 4 & 5 \\ 3 & 1 & 5 & 2 & 4 \end{pmatrix}$$

$$\sigma\pi =$$

$$\pi\sigma =$$

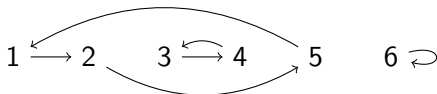


## Cycle Notation – Idea

One-line notation still needs one entry per element and the effect of repeated application is hard to see.

Consider again  $\pi$  with

$$\pi(1) = 2, \pi(2) = 5, \pi(3) = 4, \pi(4) = 3, \pi(5) = 1, \pi(6) = 6.$$



There is a cycle  $(1 \ 2 \ 5) = (2 \ 5 \ 1) = (5 \ 1 \ 2)$   
and a cycle  $(3 \ 4) = (4 \ 3)$ .

**Idea:** Write  $\pi$  as product of such cycles.

# Cycles

## Definition (Cycle)

A permutation  $\sigma$  of finite set  $S$  has a

**$k$ -cycle**  $(e_1 \ e_2 \ \dots \ e_k)$  if

- ▶  $e_i \in S$  for  $i \in \{1, \dots, k\}$
- ▶  $e_i \neq e_j$  for  $i \neq j$
- ▶  $\sigma(e_i) = e_{i+1}$  for  $i \in \{1, \dots, k-1\}$
- ▶  $\sigma(e_k) = e_1$

- ▶ Don't confuse cycles with permutations in one-line notation.
- ▶ A 2-cycle is called a **transposition**
- ▶ A 1-cycle is called a **fixed-point** of  $\sigma$ .

# Cyclic Permutation

## Definition (Cyclic Permutation)

A permutation is **cyclic** if it has a single  $k$ -cycle with  $k > 1$ .

In **cycle notation**, we represent a cyclic permutation by this cycle.

For example:

Permutation  $\sigma$  of  $\{1, \dots, 5\}$  with  $\sigma = (1 \ 3 \ 4)$  in cycle representation corresponds to

$$\sigma = \begin{pmatrix} 1 & 2 & 3 & 4 & 5 \\ 3 & 2 & 4 & 1 & 5 \end{pmatrix}$$

in two-line notation.

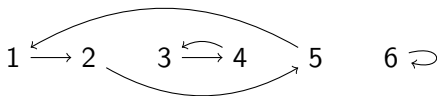
Question: Is this representation unique (canonical)?

## Cycle Notation – Example

We can write every permutation as a product of disjoint cycles.

Consider again  $\pi$  with

$$\pi(1) = 2, \pi(2) = 5, \pi(3) = 4, \pi(4) = 3, \pi(5) = 1, \pi(6) = 6.$$



There is a cycle  $(1 \ 2 \ 5) = (2 \ 5 \ 1) = (5 \ 1 \ 2)$   
and a cycle  $(3 \ 4) = (4 \ 3)$ .

In cycle representation:

$$\pi = (1 \ 2 \ 5)(3 \ 4)(6) = (1 \ 2 \ 5)(3 \ 4)$$

## Cycle Notation – Algorithm

Let  $\pi$  be a permutation of finite set  $S$ .

```

1: function COMPUTECYCLEREPRESENTATION( $\pi, S$ )
2:   remaining =  $S$ 
3:   cycles =  $\emptyset$ 
4:   while remaining is not empty do
5:     Remove any element  $e$  from remaining.
6:     Start a new cycle  $c$  with  $e$ .
7:     while  $\pi(e) \in$  remaining do
8:       remaining = remaining  $\setminus$   $\{\pi(e)\}$ 
9:       Extend  $c$  with  $\pi(e)$ .
10:       $e = \pi(e)$ 
11:      cycles = cycles  $\cup$   $\{c\}$ 
12:   return cycles

```

The elements of *cycles* can be arranged in any order.  $\rightsquigarrow$  Why?

# Disjoint Cycles Commute

## Theorem

Let  $\pi = (e_1 \dots e_n)$  and  $\pi' = (e'_1 \dots e'_m)$  be permutations of set  $S$  in cycle notation and let  $\pi$  and  $\pi'$  be **disjoint**, i. e.  $e_i \neq e'_j$  for  $i \in \{1, \dots, n\}, j \in \{1, \dots, m\}$ .

Then  $\pi\pi' = \pi'\pi$ .

## Proof.

Consider an arbitrary element  $e \in S$ . We distinguish three cases:

If  $e = e_i$  for some  $i \in \{1, \dots, n\}$  then  $\pi(e) = e_j$  for some  $j \in \{1, \dots, n\}$ . Since the cycles are disjoint,  $\pi'(e) = e$  and  $\pi'(\pi(e)) = \pi(e)$ . Together, this gives  $\pi'(\pi(e)) = \pi(\pi'(e))$ .

If  $e = e'_i$  for some  $i \in \{1, \dots, m\}$ , we can use the analogous argument to show that  $\pi(\pi'(e)) = \pi'(\pi(e))$ .

If  $e$  occurs in neither cycle then  $\pi(e) = e$  and  $\pi'(e) = e$ , so  $\pi'(\pi(e)) = e = \pi(\pi'(e))$ . □

# In General Cycles Do not Commute

Consider cycles  $(1\ 2)$  and  $(2\ 3)$  and set  $S = \{1, 2, 3\}$ .

$$(1\ 2)(2\ 3) =$$

$$(2\ 3)(1\ 2) =$$

# Transpositions

## Theorem

*Every cycle can be expressed as a product of transpositions.*

## Proof idea.

Consider  $k$ -cycle  $\sigma = (e_1 \dots e_k)$ .

We can express  $\sigma$  as  $(e_1 e_k)(e_1 e_{k-1}) \dots (e_1 e_2)$ . □



# Inverse

- ▶ Every permutation has an inverse, which is again a permutation.
  - ▶ If  $\pi$  is represented in two-line notation, we get  $\pi^{-1}$  by swapping the rows, e. g.

$$\begin{pmatrix} 1 & 2 & 3 & 4 & 5 \\ 3 & 2 & 4 & 1 & 5 \end{pmatrix}^{-1} = \begin{pmatrix} 3 & 2 & 4 & 1 & 5 \\ 1 & 2 & 3 & 4 & 5 \end{pmatrix}$$

- ▶ If  $\pi$  is a cycle, we get  $\pi^{-1}$  by reversing the order of the elements, e. g.  $(1 \ 3 \ 4 \ 2)^{-1} = (2 \ 4 \ 3 \ 1)$
- ▶  $(\pi\sigma)^{-1} = \sigma^{-1}\pi^{-1}$




# Example

$$\sigma = (4 \ 5)(2 \ 3) \quad \pi = (4 \ 5)(2 \ 1)$$

$$\sigma\pi^{-1} =$$

## Another Example

Determine the arrangement of some objects after applying a permutation that operates on the locations.

   and  $\pi$  permutation of  $\{1, 2, 3\}$ .

Define  $f$  with  $f(\text{pear}) = 1$ ,  $f(\text{apple}) = 2$ ,  $f(\text{orange}) = 3$  to describe the initial configuration.

Then  $\pi \circ f$  describes the resulting configuration.

## Last Example

Determine the permutation of locations that leads from one configuration to the other.



Define  $f$  with  $f(\text{pear}) = 1$ ,  $f(\text{apple}) = 2$ ,  $f(\text{orange}) = 3$   
to describe the initial configuration and

function  $g$  with  $g(\text{pear}) = 2$ ,  $g(\text{apple}) = 1$ ,  $g(\text{orange}) = 3$   
for the final configuration.

Then  $g \circ f^{-1}$  describes the permutation.