

# Algorithms and Data Structures

## B3. Heaps, Priority Queues and Heapsort

Gabriele Röger and Patrick Schneider

University of Basel

April 1, 2026

# Algorithms and Data Structures

April 1, 2026 — B3. Heaps, Priority Queues and Heapsort

B3.1 Introduction

B3.2 Heap

B3.3 Heapsort

B3.4 Priority Queue

B3.5 Summary

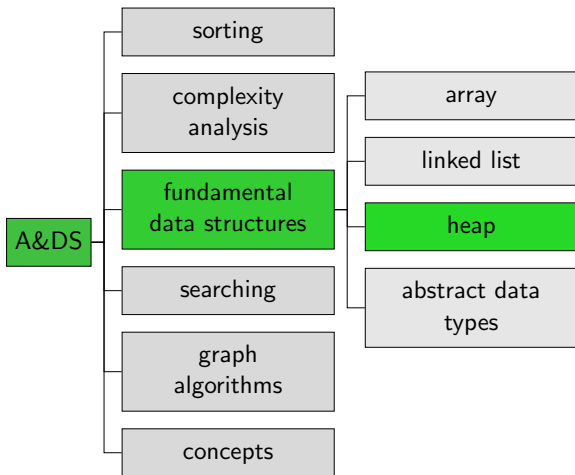
# B3.1 Introduction

# Our Plan for Today

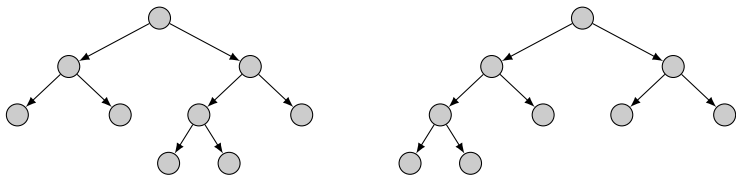
- ▶ Data structure **heap**
- ▶ Algorithm **heapsort** that uses a heap.
- ▶ Abstract data type **priority queue**,  
that can be implemented with a heap.

## B3.2 Heap

# Content of the Course



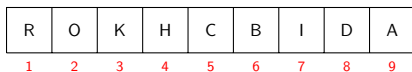
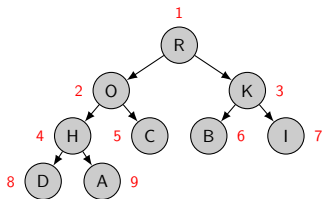
# Binary Trees



- ▶ **Binary tree**: each node has at most two successor nodes.
- ▶ We distinguish the **left** and the **right child** of a node.
- ▶ A single child can be the left or the right child.
- ▶ A **nearly complete binary tree** is completely filled on all levels except possibly the lowest, which is filled from left to right.

# Nearly Complete Binary Trees as Arrays

- ▶ Consider 1-indexed arrays.
- ▶ Every such array can be interpreted as a nearly complete binary tree and vice versa.
  - ▶ Assign numbers  $1, 2, \dots$  to nodes in tree from root to leaves and left to right on each level.
  - ▶ The number is the index in the array.
  - ▶ The left child of node  $i$  gets  $2i$  and the right child  $2i + 1$ .



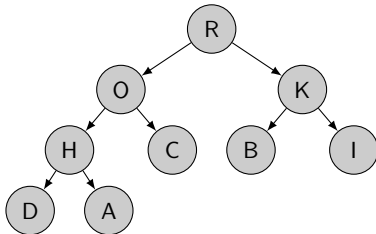
# Helper Functions

```
def left(i):  
    return 2 * i  
  
def right(i):  
    return 2 * i + 1  
  
def parent(i):  
    return i // 2
```

# Heap: Max-Heap

## Definition: Max-Heap

A nearly complete binary tree is a max-heap if the key stored in each node is greater or equal to the keys of each of its children.

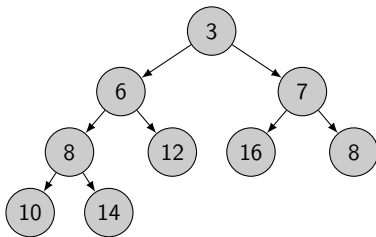


The largest key in a max-heap is at the root.

# Heap: Min-Heap

## Definition: Min-Heap

A nearly complete binary tree is a min-heap if the key stored in each node is smaller or equal to the keys of each of its children.



The smallest key in a min-heap is at the root.

We will focus on max-heaps. Min-heaps are implemented analogously.

# Max-heaps: Operations

We will implement the following operations:

- ▶ `build_max_heap` transforms an array into a max-heap.
- ▶ `max_heap_maximum` returns the largest element.
- ▶ `max_heap_extract_max` removes and returns the largest element.
- ▶ `max_heap_insert` adds an item to the heap.

We will use two helper functions that fix local violations of the heap property:

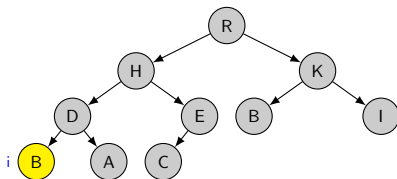
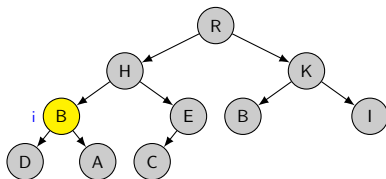
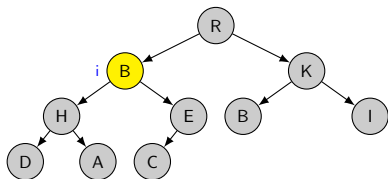
- ▶ `sink` moves an element with a too small key downwards.
- ▶ `swim` moves an element with a too large key upwards.

## Helper Function: Sink

- ▶ **Sink** assumes that the left and right subtree of node  $i$  are max-heaps but the key at  $i$  might be smaller than the keys at  $2i$  or  $2i + 1$  (root of left and right sub-tree), violating the heap property.
- ▶ **Idea**: Let the entry recursively “float down” into the subtree with the larger key at its root.

In the book by Cormen et al. the function is called `max_heapify`.

## Sink: Example



# Jupyter Notebook



Jupyter notebook: `heaps.ipynb`

## Sink: Implementation

```
def sink(heap, i, heap_size=None):
    if heap_size is None:
        heap_size = len(heap) - 1

    l = left(i)
    r = right(i)
    if l <= heap_size and heap[l] > heap[i]:
        largest = l
    else:
        largest = i
    if r <= heap_size and heap[r] > heap[largest]:
        largest = r
    if largest != i:
        heap[i], heap[largest] = heap[largest], heap[i]
        sink(heap, largest, heap_size)
```

Parameter `heap_size` can be used to exclude some entries at the end of the array from the heap (these positions will be ignored).

## Sink: Running time

Simple insight:

- ▶ Let  $h$  be the height of the subtree rooted at position  $i$ .
- ▶ Then the worst-case running time of `sink` is  $O(h)$ .

Full story:

- ▶ Let  $n$  be the number of nodes of the subtree rooted at position  $i$ .
- ▶ Determining the final value of `largest` is  $\Theta(1)$ .
- ▶ Each subtree has size at most  $2n/3$ , so for the worst-case running time  $T$  of `sink`, we have

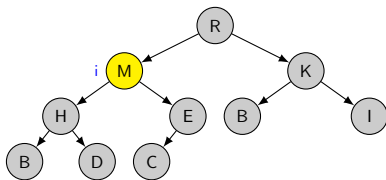
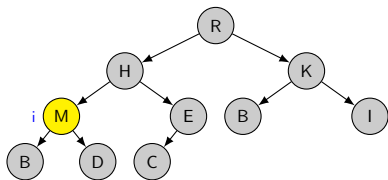
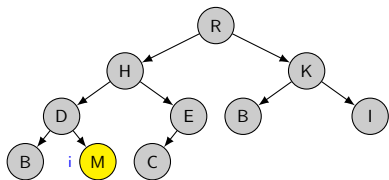
$$T(n) \leq T(2n/3) + \Theta(1).$$

- ▶ By master theorem (case 2),  $T(n) \in O(\log_2 n)$ .

## Helper Function Swim

- ▶ **Sink** lets an entry with a too small key recursively “float down” into the subtree (a heap) with the larger key at its root.
- ▶ We now consider the counterpart **swim**: let an entry with a too large key float up in a tree that is otherwise a heap.

## Swim: Example



## Swim: Implementation

```
def swim(heap, i):
    parent_index = parent(i)
    # as long as i is not the root and the parent
    # of i has a smaller key than i
    while i > 1 and heap[parent_index] < heap[i]:
        # swap the entries of nodes i and its parent
        heap[parent_index], heap[i] = heap[i], heap[parent_index]

        # continue floating up the entry from the parent
        i = parent_index
        parent_index = parent(i)
```

Running time:  $O(\log_2 n)$

(height of a nearly complete binary tree with  $n$  nodes is  $\lfloor \log_2 n \rfloor$ )

## Build\_max\_heap

We can use sink to transform any array into a max-heap in a bottom-up fashion, processing all nodes from the second-lowest layer up to the root.

```
def build_max_heap(array):  
    heap_size = len(array) - 1  
  
    # all elements from positions heap_size//2 + 1  
    # to heap_size are leaves of the tree.  
    for i in range(heap_size//2, 0, -1):  
        sink(array, i, heap_size)
```

## Running Time of `build_max_heap`

- ▶ Heap with  $n$  elements has height  $\lfloor \log_2 n \rfloor$ .
- ▶ There are at most  $\lceil \frac{n}{2^{h+1}} \rceil$  nodes rooting subtrees of height  $h$ .
  - ▶ The call of `sink` for each such node is  $O(h)$ .
  - ▶ Use  $c$  for the constant hidden in the asymptotic notation.

$$\begin{aligned}
 T(n) &\leq \sum_{h=0}^{\lfloor \log_2 n \rfloor} \left\lceil \frac{n}{2^{h+1}} \right\rceil ch \\
 &\leq \sum_{h=0}^{\lfloor \log_2 n \rfloor} \frac{n}{2^h} ch = nc \sum_{h=0}^{\lfloor \log_2 n \rfloor} \frac{h}{2^h} \\
 &\leq nc \sum_{h=0}^{\infty} \frac{h}{2^h} \leq nc \frac{1/2}{(1 - 1/2)^2} \in O(n)
 \end{aligned}$$

(cf. Cormen et al., p. 169 for reasons for inequalities; you may ignore the math.)

We can create a heap in linear time in the number of entries.

## Determining the Maximum Element

In a max-heap, it is trivial to determine the largest element: it is the element at the root.

```
def max_heap_maximum(heap, heap_size):  
    if heap_size < 1:  
        raise Exception("empty heap")  
    else:  
        return heap[1]
```

Running time:  $\Theta(1)$

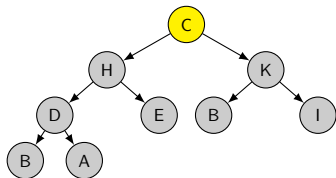
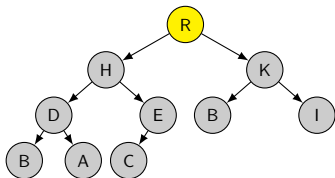
## Extracting the Maximum Element

If we remove the largest element, we fill the position with the bottom-right element and restore the heap property with `sink` on position 1.

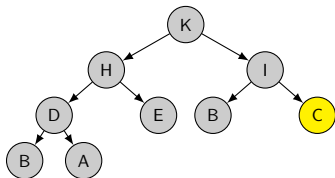
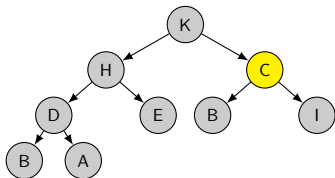
```
def max_heap_extract_max(heap, heap_size):
    maximum = max_heap_maximum(heap, heap_size)
    heap[1] = heap[heap_size]
    sink(heap, 1, heap_size)
    return maximum
# the externally handled heap_size
# needs to be decremented
```

Running time:  $O(\log_2 n)$  (with  $n$  size of the heap)

# Extracting the Maximum Element: Example



Let the element sink from the root to a suitable node:



## Inserting an Element

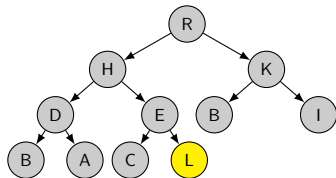
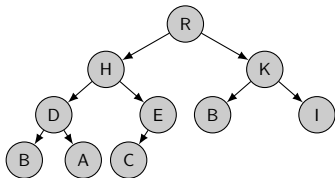
We insert an element as a new leaf and let it swim to restore the heap property:

```
def max_heap_insert(heap, item, heap_size):  
    if heap_size < len(heap) - 1:  
        # we still have space in the array  
        heap[heap_size + 1] = item  
    else:  
        assert heap_size == len(heap) - 1  
        heap.append(item)  
    swim(heap, heap_size + 1)
```

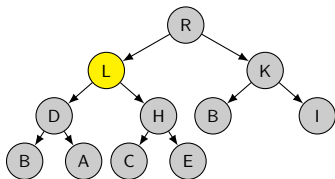
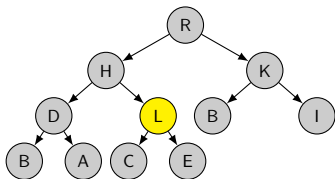
Running time:  $O(\log_2 n)$  (with  $n$  size of the heap)

Only amortized if we are precise wrt. the append operation.

## Inserting an Element: Example

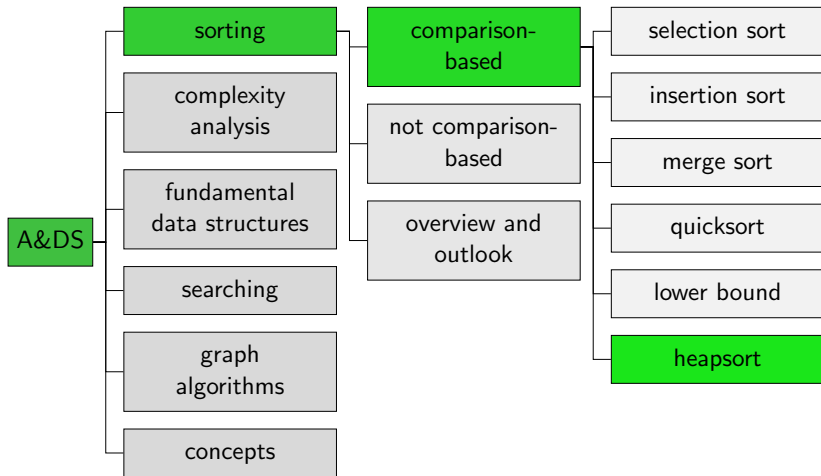


Let the element swim from the leaf to a suitable node:



## B3.3 Heapsort

# Content of the Course



# Heapsort

- ▶ Basic idea as in selection sort but from right to left:  
Successively swap the largest element to the end of the non-sorted range.
- ▶ We can represent the heap directly in the input sequence, so that heapsort only needs constant additional memory.

# Jupyter Notebook



Jupyter notebook: `heaps.ipynb`

# Heapsort

```
# assumes that array[0] is not part of the input sequence
def heapsort(array):
    build_max_heap(array)
    # i ranges from last position down to position 1
    for i in range(len(array) - 1, 0, -1):
        # swap largest element from heap to position i
        array[i], array[1] = array[1], array[i]
        # restore heap_property for heap (in range 1,...,i-1)
        sink(array, 1, i-1)
```

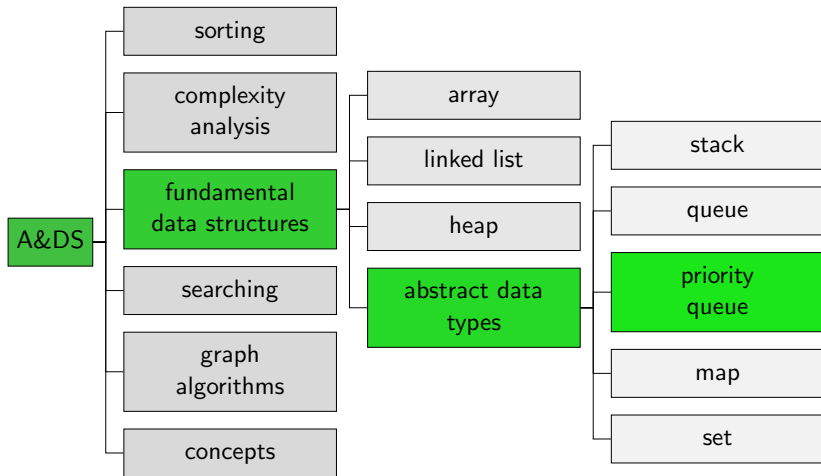
- ▶ Building the heap takes linear time in  $n$  (length of array).
- ▶ We have a linear number of iterations of the for loop, each running in  $O(\log_2 n)$ .
- ▶ Overall running time  $O(n \log_2 n)$ .

## Remarks

- ▶ Heapsort is asymptotically optimal wrt. running time and memory requirements:
  - ▶ Running time  $O(n \log n)$ .
  - ▶ Additional memory  $O(1)$  (in-place)
- ▶ Practical disadvantage: Does not efficiently use the CPU cache because of poor locality of reference (swapping elements that do not have close storage locations)
- ▶ As an in-place approach still relevant, e.g. for embedded systems.

## B3.4 Priority Queue

# Content of the Course



# ADT Priority Queue

A **priority queue** is an ADT for maintaining a collection of elements, each with an associated key.

A max-priority queue supports the following operations:

- ▶ `insert(x, k)` inserts element `x` with key `k`.
- ▶ `maximum()` returns the element with the largest key.
- ▶ `extract_max()` returns and removes the element with the largest key.

Min-priority queues analogously prioritize elements with small keys.

## Priority Queues: Applications

- ▶ **Protocols for local area networks** use them to ensure that high-priority applications experience lower latency than other applications.
- ▶ **Prim's algorithm** for minimum spanning trees and **Dijkstra's algorithm** for finding shortest paths in graphs use them for the processing order of the nodes of the graph (Ch. C4/C6).
- ▶ **Huffman coding** for lossless data compression uses them to prioritize nodes with high probability.

# Jupyter Notebook

We can implement a priority queue with a heap:



Jupyter notebook: `heaps.ipynb`

## B3.5 Summary

# Summary

- ▶ **(Max-)Heaps** support the following operations:
  - ▶ Build heap from array:  $O(n)$
  - ▶ Return largest element:  $O(1)$
  - ▶ Remove largest element:  $O(\log n)$
  - ▶ Insert element:  $O(\log n)$
- ▶ **Heapsort** uses a heap to sort an array.
  - ▶ Can maintain the heap in the space of its input array.
  - ▶ In-place sorting algorithm.
- ▶ A **priority queue** is an **abstract data type**.
  - ▶ Can insert items with a priority (= key).
  - ▶ Can obtain the item with the highest priority.
  - ▶ Implementation with heaps  
(or AVL trees or Fibonacci heaps; not covered in this course).